







LVT



Installation Method	Products	Advantages	Disadvantages
 <p>Traditional Glue Down</p>	<p>Access, Amtico Signature, Amtico Active Lines, Archer, Curated Underfoot, Color Anchor, Color Collective, Divergent, The Drift, Grounded Beginnings, Lorington, Mannington Select, Natural Optimist, No Reservations Xpress, Onward 12, Presidio, Primary Elements, Proxy, Spacia, Spacia Xpress, Uninterrupted, Upward 20, White Sands</p>	<ul style="list-style-type: none"> • Most versatile and common method • High performance method • Safest method for most commercial applications 	<ul style="list-style-type: none"> • Requires proper preparation • Separate adhesive cost • Time for adhesive to set up • Moisture tolerances (specific to each adhesive)
 <p>QuickStix Pre-applied Adhesive</p>	<p>Amtico Signature, Active Lines, Color Anchor, Divergent, Grounded Beginnings, Mannington Select, Natural Optimist, Primary Elements, Proxy, Spacia, The Drift, Upward 20, White Sands</p>	<ul style="list-style-type: none"> • Highest performance system • Goes over some existing floors • Moisture tolerances • No set up time 	<ul style="list-style-type: none"> • Higher price point • Additional lead times • Requires prime coat
 <p>Click</p>	<p>Cresta, Parkland 20 USA</p>	<ul style="list-style-type: none"> • Goes over existing subfloors • Superior sound abatement • No set up time • Cleaner install 	<ul style="list-style-type: none"> • No heavy rolling loads • Requires technically sound installation • Expansion gaps required
 <p>Tackifier Adhesive/ Loose Lay</p>	<p>Access</p>	<ul style="list-style-type: none"> • Sound abatement built in • Some methods allow for access to subfloor • Thickness similar to carpet for seamless installs 	<ul style="list-style-type: none"> • No heavy rolling loads • Mold and mildew under and between product • Higher cost per square foot